

LOVE FOR GOD, LOVE FOR EACH OTHER
LOVE FOR LEARNING

Telephone School office: (01305) 268741

Website: www.manorpark.dorset.sch.uk

June 2026

Dear Families of Year 2,

Welcome back to the new term here at Manor Park First School. We hope you have all had a lovely break and are ready to get back to school. Here is some information to outline what your children will be learning this term in all the different curriculum areas. Do encourage your child to tell you about what they have been learning at school – it really helps the children to secure their learning when they discuss it with others.

In **Mathematics** we are learning:



- Count in tens from any number, forward and backward
- Recognise the place value of each digit in a two-digit number (tens, ones)
- Use place value and number facts to solve problems
- Addition and Subtraction
- Solve problems with addition and subtraction:
- using concrete objects and pictorial representations, including those involving numbers, quantities and measures
- Applying their increasing knowledge of mental methods and written methods
- Recall and use addition and subtraction facts to 20 fluently, and derive and use related facts up to 100
- Add and subtract numbers using concrete objects, pictorial representations, and mentally,
- Recognise and use the inverse relationship between addition and subtraction and use this to check calculations and solve missing number problems
- Interpret and construct simple pictograms, tally charts, block diagrams and simple tables
- Order and arrange combinations of mathematical objects in patterns and sequences

In **English** we are learning to:



- Study the texts Hermelin the Detective Mouse and Traction Man
- Use an appropriate opening and ending in writing
- Start sentences with an adverbial - time, cause and place
- Use conjunctions 'and or but' to join sentences. Use 'when, because, if, that' to create subordinate clauses
- Use noun phrases
- Use adverbs of time to help sequencing
- Write in paragraphs
- Use apostrophes for contracted forms and the possessive form – the girl's book
- Use of the suffix -er and -est to form comparison of adjectives & adverbs
- Use speech marks for direct speech, e.g. "Hello" said Bob.

In **RE** we are learning about:

Christian Parable - Why did Jesus teach about God in his parables?

- A parable is a story with a special meaning.
- The parables of Jesus are found in the Bible.
- Christians believe: Jesus used parables to help his followers learn about God.
- Christians retell the parable in different ways.
- Christians hope that the good news about God loving and caring for people will help everyone know they are precious to God.

In **Geography** we are learning about: ***What impact does the environment in Africa have on a child's life?***



Locational knowledge:

- I can locate Africa on a map
- I know the relative location of the continent to the equator
- I can name some key landmarks in Africa

Place knowledge:

- I can describe Africa in terms of hot and cold areas
- I can identify a range of human environment in Africa and describe their similarities and difference within Africa
- I can compare an area of Africa to Dorchester. (Child perspective)

Geographical Skills:

- I can use a world map map/atlas or globe to identify and locate the continents and seven seas
- I can make observations about my local area and describe the physical and human features

Fieldwork

- I can use aerial photos to identify physical and human features of Africa
- I can draw a simple map with a basic key of places showing landmarks
- I can use simple compass directions

In **Art** we are learning about the artist Alma Thomas and expressionism through **Sculpture / Collage and Printing**

We will be learning:

- how to become an independent artist
- to recall most of the equipment I need for the art session
- the names of new equipment
- to prepare the paint which is needed and clear up afterwards.

Sculpture Skills

We will be learning:

- to make a model using natural materials. (colourful stones)
- to use basic tools on rigid and flexible materials
- to compare and recreate form and shape to natural and man-made environments



Collage and Printing





We will be learning:

- to select and sort different cuts, tears and stitches
- to be able sort according to specific qualities e.g. warm, cold, shiny, smooth
- to begin cutting and sewing a variety of materials
- to use colour on a paint or ink block
- to repeat patterns and overlap for contrasting colours etc.

Sketchbook:

Start exploring the use of a sketchbook



<p>In PE we are learning:</p> <p>Net and wall games (Coach led) Net and wall games are games where either a net separates the players or a wall is used. The object of these games is to hit the ball over the net and into the court space or against a wall to make it difficult for a partner to return. Examples include tennis, badminton, volleyball, squash. In this unit, pupils develop their understanding of attacking and defending principles in net games such as using a ready position to defend their court and placement of a ball into space. They use and develop skills such as throwing, catching, tracking and hitting a ball. They learn how to score points in these types of games and how to play to the rules. They work independently, with a partner and in a small group and begin to self-manage their own games, showing respect and kindness towards their teammates and opponents.</p> <p>Athletics / sports day (Teacher led)</p>	<p>In Music we are learning to:</p> <ul style="list-style-type: none"> • Understand how drama and emotion can add to the impact of a musical performance (opera). • Create a convincing characterful performance • Sing together in tune • Perform body percussion in time and perform together in time • Create different timbres with voices (character) 
<p>In this unit pupils will develop skills required in athletic activities such as running at different speeds, and throwing. In all athletic activities, pupils will engage in performing skills and measuring performance, competing to improve on their own score and against others. They are given opportunities to work collaboratively as well as independently. They learn how to improve by identifying</p>  <p>as jumping based</p> <p>We will also be preparing for Sports Day - a letter will be sent to parents/carers this week with details.</p>	 <p>In Computing we are learning to:</p> <ul style="list-style-type: none"> • Explain that a sequence of commands has a start • Explain that a sequence of commands has an outcome • Create a program using a given design • Change a given design • Create a program using my own design • Decide how my project can be improved
<p>In My Happy Mind this term we will be learning:</p> <ul style="list-style-type: none"> • Safe relationships • Economic wellbeing • Ourselves, Growing and Changing – Transition • Revisiting prior learning across all My Happy Mind Modules <p><i>If you have any question relating to the content of our My Happy Mind unit this half term, please speak to your child's class teacher.</i></p>	<p>In Science we are learning about:</p> <ul style="list-style-type: none"> • Identify and describe the basic structure of a variety of common flowering plants, including trees • Observe and describe how seeds and bulbs grow into mature plants • Find out and describe how plants need water, light and a suitable temperature to grow and stay healthy 

Additional class information:

Spellings

Spelling tests will continue in Year 2 on a Friday. A new spelling sheet will be sent home with your child at the beginning of the new half term.

Reading

Reading on a daily basis is very important in Year 2. Please encourage your child to read **daily**. We expect children to read at least 4 times a week. Please log their home reading on Learning with Parents. We are monitoring this on a weekly basis.

Maths

Mathseeds and TTRS. We are currently working on, 2x, 5x and 10x tables. Once secure your child can then move to the 3x tables.

PE

Children should come to school in their PE kits on PE days.

PE will be on **Tuesdays** with the sports coach and **Wednesday** with the class teacher.

We look forward to a fantastic term and working with you and your children,

Year 2 Team