
























































































Manor Park First School - Long Term Planning English - Year 2





















Autumn 1	Week 1 4 days	Week 2 Roald Dahl Day	Week 3	Week 4	Week 5	Week 6	Week 7	Week 8 2 days
	 The Enormous Crocodile Roald Dahl				 The Great Fire of London			
	Writing outcome Fiction: Character description(s). A re-telling of the story of The Enormous Crocodile, identifying the main sections of a story.		Writing outcome Fiction: Postcard home from the children in the story, explaining what the jungle is like & what the crocodile has been doing.	Oracy outcome Non-Fiction: Verbal news report. Newspaper report about the crocodile's behaviour and what happened to him.	Writing outcome Non-Fiction: Recount of the Great Fire of London, informed by Samuel Pepys' diary.		Writing outcome Non-Fiction: Instructions for rebuilding London after the Great Fire. 'How to rebuild London Safely' Trip recount following Shire Hall trip.	
	Oral retelling of the story and story mapping							
Grammar Focus:	Punctuate sentences correctly, including capital letters, full stops, question and exclamation marks.  Use time adverbial to link events in a text.  Start to use expanded noun phrases to add description.  Use conjunctions 'and', 'or', 'but' to join sentences. Use 'when', 'because', 'if', 'that' to create subordinate clauses. 		Consistency in tense –ed verb for past  Start using expanded noun phrases.  Use conjunctions 'and', 'or', 'but' to join sentences. 	Consistency in past tense.  Use time adverbial to link events  Include appropriate features of the genre.  Speak audibly and fluently.	Use conjunctions 'and', 'or', 'but' to join sentences. Use 'when', 'because', 'if', 'that' to create subordinate clauses.  Punctuate sentences correctly.  Use noun phrases.  Consistency in past tense.  Extension: Start to use simile, adverb, connective, preposition starters. 		Punctuate sentences correctly, including capital letters, full stops, question and exclamation marks.  Adverbs of time to help sequencing 	

Autumn 2	Week 1	Week 2	Week 3	Week 4	Week 5	Week 6	Week 7 4 days
	 Zim Zam Zoom James Carter	 The Pirates Next Door Jonny Duddle		 Something Fishy https://www.literacyshed.com/something-fishy.html		 Nativity	
	Writing outcome Poetry: Own diamante poem about fireworks and space or a star.	Writing outcome Non-Fiction: A set of instructions for how to make Pirate stew.		Writing outcome Fiction: A story based on the model of the story Something Fishy.		Oracy outcome Nativity: Learn script for Nativity production and perform it. Information text: Christmas around the World	
Grammar Focus:	Use adjectives and precise verbs to describe objects.  Organise the text in the appropriate style. 	Use conjunctions 'and', 'or', 'but' to join sentences. Use 'when', 'because', 'if', 'that' to create subordinate clauses.  Punctuate sentences correctly.  Use noun phrases.  Adverbs of time to help sequencing  Learn how to use sentences with different forms: statement, question, command  Start to use simile, adverb, connective, preposition starters. (to achieve higher standard) 	Use conjunctions 'and' 'or' 'but' to join sentences. Use 'when' 'because' 'if' 'that' to create subordinate clauses.  Punctuate sentences correctly.  Use noun phrases.  Adverbs of time to help sequencing  Start to use simile, adverb, connective, preposition starters. (to achieve higher standard) 	Speak audibly and fluently with an increasing command of Standard English Participate in performances, role play and improvisations. Become increasingly familiar with and able to retell a wider range of stories.			

Spring 1	Week 1 4 days	Week 2	Week 3	Week 4	Week 5	Week 6
	<div></div> <div>Little Red Reading Hood Lucy Rowland</div> <div>Also read: Big Bad Wolf Investigates Fairy Tales</div>		<div></div> <div>The Tunnel Anthony Browne</div>			
	<div>Writing outcome Fiction:</div> <div>A diary entry from Little Red about her day with the wolf.</div>	<div>Writing outcome Fiction:</div> <div>Own version of Little Red Riding Hood with a different ending.</div>	<div>Oracy outcome Non-Fiction:</div> <div>Debate about whether Rose should follow Jack into the tunnel. (Only read up to this point)</div>	<div>Writing outcome Fiction:</div> <div>The untold part of the story from Jack's perspective, explaining what happened to him.</div>	<div>Writing outcome Fiction:</div> <div>A letter to persuade Jack not to return to the tunnel.</div>	
	Oral retelling of original story and story mapping					
Grammar Focus:	<div>Include features of the genre I am writing in. </div> <div>Use an appropriate opening and ending in writing. </div> <div>Use conjunctions 'and', 'or', 'but' to join sentences. Use 'when', 'because', 'if', 'that' to create subordinate clauses. </div> <div>Begin to start sentences with an adverbial (time, cause and place) </div>	<div>Use an appropriate opening and ending in writing. </div> <div>Use conjunctions 'and', 'or', 'but' to join sentences. Use 'when', 'because', 'if', 'that' to create subordinate clauses. </div> <div>Begin to start sentences with adverbial (time, cause and place)  an (time, cause and place)</div>	<ul style="list-style-type: none">Listen and respond appropriately to adults and their peers.Articulate and justify answers, arguments and opinions.Maintain attention and participate actively in collaborative conversations, staying on topic and initiating and responding to comments.Participate in discussions and debates.	<div>Use words that describe feelings. </div> <div>Use conjunctions 'and', 'or', 'but' to join sentences. Use 'when', 'because', 'if', 'that' to create subordinate clauses. </div> <div>Begin to start sentences with an adverbial (time, cause and place) </div> <div>Use commas (,) in lists. </div> <div>Include details to add an element of humour, surprise or suspense. (Year 3 objective but needed for GDS) </div>	<div>Include features of the genre I am writing in. </div> <div>Use conjunctions 'and', 'or', 'but' to join sentences. Use 'when', 'because', 'if', 'that' to create subordinate clauses. </div> <div>Punctuate sentences correctly!?. </div> <div>Use commas (,) in lists. </div>	

Spring 2	Week 1	Week 2	Week 3	Week 4	Week 5
	<div>  George's Marvellous Medicine Roald Dahl </div>				
	Writing outcome Fiction: Character description based on the evil character of Grandma. Character description of George as a contrast.		Writing outcome Non-Fiction: Instructions for how to make a magic potion, including tips and tricks.	Writing outcome Fiction: Short story about George's Grandma. It must entertain the reader but also evoke a sense of fear and dislike.	
Grammar Focus:	Include features of the genre I am writing in.  Use conjunctions 'and', 'or', 'but' to join sentences. Use 'when', 'because', 'if', 'that' to create subordinate clauses.  Punctuate sentences correctly.  Use noun phrases.  <i>Include details to add an element of humour, surprise or suspense. (Year 3 objective but needed for GDS)</i> 		Use conjunctions 'and', 'or', 'but' to join sentences. Use 'when', 'because', 'if', 'that' to create subordinate clauses.  Punctuate sentences correctly.  Use noun phrases.  Adverbs of time to help sequencing  Learn how to use sentences with different forms: statement, question, command  <i>Start to use simile, adverb, connective, preposition starters. (to achieve higher standard)</i> 	Use an appropriate opening and ending.  Begin to start sentences with an adverbial. (time, cause and place)  Use conjunctions 'and', 'or', 'but' to join sentences. Use 'when', 'because', 'if', 'that' to create subordinate clauses.  Punctuate sentences correctly.  Use noun phrases.  Adverbs of time to help sequencing 	

Summer 1	Week 1 4 days	Week 2	Week 3 4 days	Week 4 4 days	Week 5	Week 6
		Where Broccoli Comes From Michael Rosen		How Does My Garden Grow?		Watch Me Bloom Krina Patel-Sage
	Writing outcome Poetry: Write own poem about where a vegetable comes from. Read other poems by Michael Rosen and explore writing narrative free verse poetry further.		Writing outcome Non-Fiction: Explanation text: How Do Plants Grow?		Writing outcome Poetry: A haiku poem about a flower or something else in nature.	
Grammar Focus:	<p>Effective use of vocabulary: simile, noun phrases, adverbs</p>  <p>Include features of the genre I am writing in.</p>  <p>Use conjunctions 'and', 'or', 'but' to join sentences. Use 'when', 'because', 'if', 'that' to create subordinate clauses.</p>  <p>Punctuate sentences correctly.</p> 	<p>Include features of the genre I am writing in.</p>  <p>Use conjunctions 'and', 'or', 'but' to join sentences. Use 'when', 'because', 'if', 'that' to create subordinate clauses.</p>  <p>Punctuate sentences correctly.</p>  <p>To use apostrophes for contracted forms and the possessive form – the girl's book.</p>  <p>Start sentences with an adverbial. (time, cause and place)</p> 	<p>Include features of the genre I am writing in.</p>  <p>Punctuate sentences correctly.</p>  <p>Make precise word choices for effect (GDS)</p> 			

Summer 2	Week 1	Week 2	Week 3	Week 4	Week 5	Week 6	Week 7
	 Hermelin the Detective Mouse Mini Grey Also read other Mini Grey books: The Last Wolf, The Pea and the Princess, Toys in Space, Biscuit Bear			 Traction Man is Here Mini Grey		 Mini Grey author study	
	Writing outcome Fiction: A diary entry from the perspective of Hermelin.	Writing outcome Non-Fiction: Newspaper report about what happened in Offley Street.		Writing outcome Fiction: A thank you letter to Granny (written as Traction Man) recounting the events and how the suit was crucial to the mission.	Writing outcome Fiction: A sequel story describing another mission that Traction Man goes on.		Writing outcome Non-Fiction: An information page about the author Mini Grey after reading more of her books.
Grammar Focus:	Include features of the genre I am  writing in. Use an appropriate opening and ending in  writing. Start sentences with an adverbial. (time, cause and place)  Use conjunctions 'and', 'or', 'but' to join sentences. Use 'when', 'because', 'if', 'that' to create subordinate clauses.  Use noun phrases.  Adverbs of time to help sequencing  <i>Begin to write in paragraphs (GDS).</i> 			Include features of the genre I am writing in.  Use an appropriate opening and ending in writing.  Start sentences with an adverbial. (time, cause and place)  Use conjunctions 'and', 'or', 'but' to join sentences. Use 'when', 'because', 'if', 'that' to create subordinate clauses.  Adverbs of time to help sequencing  To use apostrophes for contracted forms and the possessive form – the girl's book.  Use of the suffix –er and –est to form comparison of adjectives & adverbs.  <i>Begin to write in paragraphs (GDS).</i> 		Include features of the genre I am writing in.  Use conjunctions 'and', 'or', 'but' to join sentences. Use 'when', 'because', 'if', 'that' to create subordinate clauses.  To use apostrophes for contracted forms and the possessive form – the girl's book. 