





Reading Prompt Sheet



Look at the front cover

- Who is in the story?
- What do you think it is about?
- Have you met these characters before?



Sound page

- Read the sounds, if there is one that you are unfamiliar with read it a few times.
- Think of an alternative word that contains one of the sounds on the page eg: on the page it might say /ai/ like rain, you could say an alternative word like 'drain' or 'pain' and the child points to the digraph /ai/.




Earth Words

- Read the Earth words. Ask your child to point to one that you say.
- Choose one and put it into a sentence.




First page

- Echo read one line: you read it with expression, your child echoes how you have read it using the same expression and fluency.
- Read the first page. Can you spot any full stops? Where are they?
- Can you see any capital letters? Are any of the capital letters used for a name or are they all at the beginning of a sentence?
- Can you spot any exclamation marks?



General prompts throughout the book



- Encourage your child to use their tracking finger when reading.
- Talk about what is happening on each page and then what happened throughout the book.
- Talk about any unusual vocabulary and what it means, and put it into a new sentence.
- Look out for question marks and exclamation marks.
- Are there any thought bubbles? If so, what is the difference between a thought bubble and a speech bubble?
- Can you read with expression to make it interesting to the listener? Model this and practise using echo reading.
- Can you use different voices for the speech bubbles to show someone is talking?
- Can you use different voices for each character?